



JVD. PRODUCTS THAT CARE.

Hotel, hygiene, wellness and more... For more than 35 years, JVD has been designing, inventing, testing, developing and manufacturing products whose sole purpose is to take care of you, your employees, your customers and your visitors.

Taking care is so deeply rooted in our culture that we also take care to protect our environment by emphasizing eco-design, being environmentally responsible and prioritizing local partners and suppliers.

This care-taking mission, so near and dear to our hearts, is expressed through our creation of products dedicated to current and future uses, and designed to last.

JVD. Products that care.



CONTENTS

| 3

COLLECTIONS

P.4 > P.11

HAIR DRYERS

P.12 > P.21

MIRRORS

P.22 > P.28

BATHROOM ACCESSORIES

P.29 > P.35

MINIBARS

P.36 > P.39

SAFES

P.40 > P.43

WELCOME TRAYS

P.44 > P.54

ROOM ACCESSORIES

P.55 > P.64

COMMON AREAS

P.65 > P.69

HYGIENE COLLECTIONS

P.70 > P.71

REFERENCES

P.74 > P.75



NEW YORK COLLECTION

Our fascinating, futuristic New York collection adds the perfect finishing touch to your industrial chic ambiances. Metallic reflections glinting off stainless steel provide a lovely contrast with the elegant simplicity of black.



Guardian Safe

Perfectly secure thanks to its sturdiness and code or card locking system, Guardian protects the most precious belongings, even larger ones (such as a 15" laptop computer).

GUARDIAN
REF 8 66 665

|
P42



MINIBAR
REF 8 66 1352
|
P39



Minibar

Economical thanks to its thermo-absorption technology and perfectly robust, this minibar will protect your beverages from heat and breaches.



MUSE
REF 8 66 1610
|
P58



Luggage Rack
In addition to being compact and ultra-sturdy, the elegant, contemporary design of this fashionable metal rack can fit into any setting.

RACK
REF 8 66 1530
|
P59

Muse Alarm Clock

Muse is the ideal accessory for guests to recharge both their internal batteries and their phone batteries. With its original design and lunar look, Muse promises peaceful nights and gentle mornings.

Waste Bin

Thanks to its double wall, this black and chromed stainless steel bin can conceal your waste, elegantly and discreetly.



BIN
REF 8 99 546
|
P60

OSLO COLLECTION

| White and wood: a match made in heaven! To offset what can sometimes look dull and cold in white, pair it with soft, warm woody tones. And to add a touch of light and modernity to your rustic ambiances, opt for the purity of white. For a contemporary, Scandinavian or industrial atmosphere, our Oslo range is all about balance.



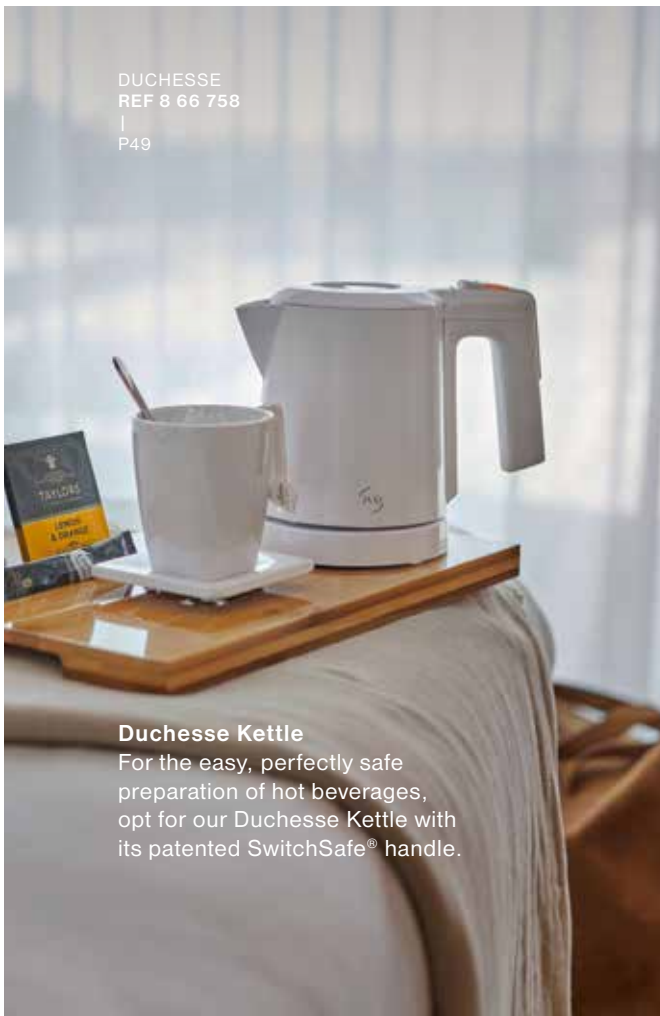
CARDBOARD
OFFICE BIN
REF 8 99 2106
|
P62



Recycled Cardboard Bin

With this 100% FSC or recycled cardboard bin, sorting waste has never come so naturally!

DUCHESSE
REF 8 66 758
|
P49



Duchesse Kettle

For the easy, perfectly safe preparation of hot beverages, opt for our Duchesse Kettle with its patented SwitchSafe® handle.



TRUSTEE COMPACT
REF 8 66 1390
|
P43

| 7



Trustee Compact Safe
Simple and perfectly ergonomic, this ultra-compact safe offers discreet protection for the most valuable possessions.

Galaxy Mirror

With its dual LED lighting and 3x magnifying power, the Galaxy Mirror will give you a new definition of beauty.



GALAXY DESKTOP
REF 8 66 986
|
P25



Clipper II Hair Dryer
With Clipper II's patented LighTouch® handle and ionizing system, treat your guests to fast drying that is gentle on their hair.

CLIPPER II
REF 8 22 1191
|
P17

PARIS COLLECTION

| The timeless colour par excellence, black remains a bold hue, capable of adding depth and character to any room. Whatever your chosen atmosphere – minimalist, industrial, bohemian, Scandinavian or other – our Paris collection will necessarily have just the thing for you.

SANIBOX
REF 8 99 1311
|
P31

CARAÏBE
REF 8 22 1769
|
P21

Caraïbe Hair Dryer

With its patented diffuser featuring the highest level of protection on the market, Caraïbe is gentle on hair while making it easy to style.

Sanibox Tissue Dispenser

Practical and elegant thanks to its box with built-in attachments (available in white, chrome or matte black), Sanibox can merge seamlessly with any décor.



Fiesta Mirror

With its two sides (1x and 3x magnification), the Fiesta Mirror and its elegant tubular chrome brass arm elegantly take beauty to the next level, with a simple movement of the hand.

| 9

FIESTA
REF 8 66 1688
|
P28

Isiss Dispenser
Isiss's reusable container, both ecological and economical, dispenses shampoo, soap or lotion with a simple press of a button.



DIVA
REF 8 66 1341
|
P46

Diva Kettle

Diva is practical, silent and perfectly safe, automatically shutting off when a guest grips the SwitchSafe® handle. A real crowd pleaser!



ISSS
REF 8 44 1767
|
P31

MONACO COLLECTION

The clean lines and smooth, simple materials used in our Monaco collection can fit into any ambiance and any style. Like veritable chameleons, its products blend equally perfectly into chic, geometric décors as they do in natural, bucolic settings.

Velyss Iron & Steamer

Easy to use and store, this 2-in-1 iron and steamer can care for even the most delicate clothing thanks to its ceramic sole.

VELYSS
REF 8 66 1773
|
P64

WAVE
REF 8 66 1691
|
P57

Wave Alarm Clock

The dream of recharging your batteries along with your phone is now a reality with our Wave Alarm and its built-in wireless charger.



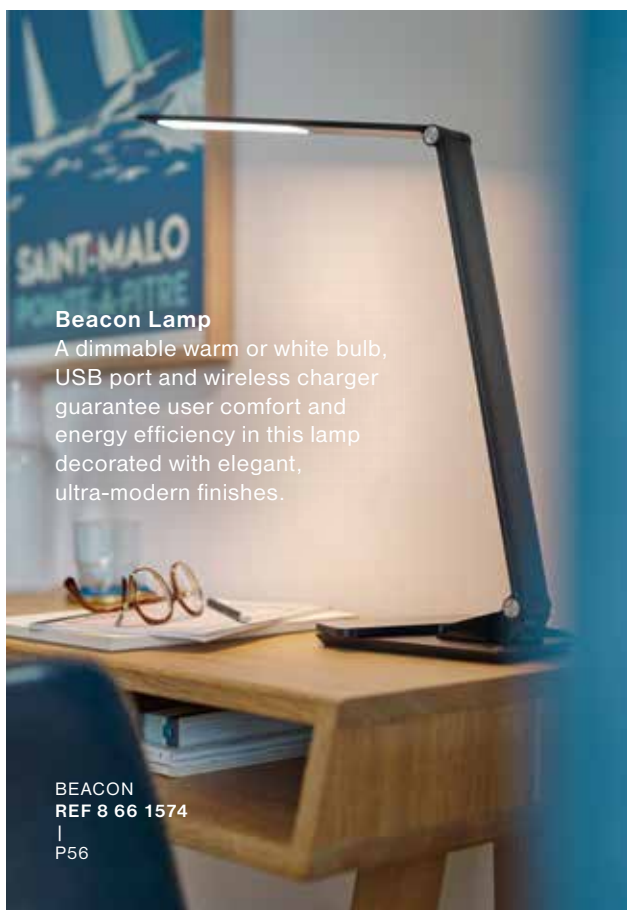
ELEGANCE
REF 8 22 2183
|
P17

Elegance Hair Dryer

With its grip specially designed to reduce muscle tension and its fast yet gentle drying action, give your guests a unique salon-like experience thanks to the professional quality of the Elegance hair dryer, 100% made in France.

Céleste Mirror

With its ring of warm or cold light and its SmarTech® Blue touch sensor, this 3x magnifying mirror offers a new perspective on beauty.



Beacon Lamp

A dimmable warm or white bulb, USB port and wireless charger guarantee user comfort and energy efficiency in this lamp decorated with elegant, ultra-modern finishes.

BEACON
REF 8 66 1574
|
P56



CELESTE
REF 8 66 1651
|
P27

OUR HAIR DRYERS



Our hair dryers are elegant and easy to handle, designed to offer maximum comfort to your guests: a good grip on a sturdy accessory, packed with technology for gentle yet efficient drying and a design that leaves no one cold.

CARAIBE
REF 8 22 1769

PAGES
12 TO 20

BATHROOM BASICS

APPRECIATED BY MORE THAN 2/3 OF SURVEYED GUESTS

Long obligatory at 4-star and higher hotels, hair dryers are now becoming increasingly crucial for any hotel. According to a study by the CMHF (Committee for the Modernization of French Hotels), They are the bathroom accessory which guests miss the most when not available. Additionally, the CMHF revealed that: «Guests, particularly female guests, are very fond of them. It means they do not have to bring their own, which is necessarily impractical when travelling.»



CHOOSING THE RIGHT HAIR DRYER

A QUESTION OF POWER?

Contrary to preconceptions, the choice of a hair dryer is not a question of power. Although power can be a good indicator, some appliances are designed to yield a superior quality of drying despite having less power and so using less energy. In addition, very hot, powerful drying is not suitable to all hair types. As a result, it is important to offer solutions to guests which allow them to adjust the speed and heat of the hair dryer.

Solutions which allow guests to adjust the speed and heat of the hair dryer.

IONIZING SYSTEM

Some hair dryers include an ionizing system. The generated ions neutralize the static electricity that can appear on hair while drying it. This lower temperature system greatly improves the speed of drying.

The generated ions neutralize static electricity.

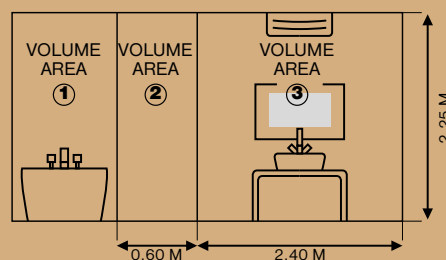
CONSTRAINTS SPECIFIC TO HOTELS

FOR EVERYONE'S SAFETY

A hotel's hair dryers are not subject to the same constraints as hair dryers marketed to the general public. Outside the strict standards which must be met, hotel hair dryers may sometimes be used in unintended ways (theft, to dry clothes, shoes, etc.). And so they should be designed to limit those uses (e.g. JVD LighTouch handle, timer, anti-theft protection, etc.). They should also fit stylishly into bathrooms by means of a dedicated support which can also be used to offer shaver sockets suitable for an international clientele.

WHERE SHOULD A HAIR DRYER GO?

To protect your guests against the risk of electrocution, standard NF C 15-100 defines the required distance between electrical appliances and the main water tap (bathtub or shower). Only hair dryers with hoses can be installed close to them (volume area ②). All other devices must be installed as well as possible in volume area ③.



THE LIGHTOUCH® RANGE

THE LIGHTOUCH RANGE WAS DESIGNED TO RESPOND SPECIFICALLY TO HOW HAIR DRYERS ARE USED IN HOTELS. THE PATENTED HANDLE HAS ALREADY WON OVER THOUSANDS OF HOTELS AROUND THE WORLD. THE MANY DIFFERENT OPTIONS IN TERMS OF POWER, COLOUR AND SUPPORT ENSURE THAT WE HAVE THE RIGHT SOLUTION FOR ANY ENVIRONMENT.

REF 8 22 1140

ALTEO PLUGS



ALTEO
Black 1 875 W + plug
REF 8 22 1044



ALTEO
Matte Black 1 875 W + plug
REF 8 22 1140



ALTEO
White 1 875 W + plug
REF 8 22 1043

ALTEO SUPPORT



ALTEO 1 875 W
+ base support

○ Blanc

REF 8 22 1175

● Noir

REF 8 22 1178



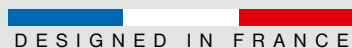
ALTEO 1 875 W
+ support with single voltage shaver socket

○ Blanc

REF 8 22 1176

● Noir

REF 8 11 1179



DESIGNED IN FRANCE

PRODUCT PLUSES

- ⊕ 1875 W (excluding Alteo Metal Grey = 1800 W)
- ⊕ Patented LighTouch® handle which switches on by simply picking it up
- ⊕ Fitted with an ionizing system

CHARACTERISTICS

- Power supply: 230 V - 50/60 Hz
- 6 drying settings:
Air flow: 70 & 115 m³/hr
3 temperatures (including cold)
- Removable rear filter
- IP21
- Alteo Plugs: volume area 2*
- Alteo Supports: volume area 3
- Class II
- 2 year warranty

Dimensions:

- 205 (H) x 245 (L) x 84 (D) mm
- Twist cord (folded / unfolded):
700 / 2 050 mm

Alteo Supports:

- 258 (H) x 227 (L) x 100 (D) mm
- Twist cord (folded / unfolded): 700 / 2050 mm

*Can be installed in volume area 2 if the cable is not locked in place by a support.

BRITTONY PLUGS



BRITTONY
Black 1 600 W + plug
REF 8 22 1047



BRITTONY
White 1 600 W + plug
REF 8 22 1046

BRITTONY SUPPORTS



BRITTONY 1 600 W
+ front base support

○ White

REF 8 22 1185

● Black

REF 8 22
1188

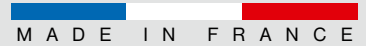
○ White

BRITTONY 1 600 W
+ frontal support with
single voltage shaver
socket

REF 8 22 1186

● Black

REF 8 22
1189



PRODUCT PLUSES

- + 1 600 W power
- + Patented LighTouch® handle which switches on by simply picking it up
- + Fitted with an ionizing system

CHARACTERISTICS

- Power supply: 230 V - 50/60 Hz
- 6 drying settings:
Air flow: 70 & 95 m³/hr
3 temperatures (including cold)
- Removable rear filter
- IP21
- Brittony Plugs: volume area 2*
- Brittony Supports: volume area 3
- Class II
- 2 year warranty

Dimensions:

- Brittony Plugs:
196 (H) x 210 (L) x 75 (D) mm
- Brittony Supports:
240 (H) x 110 (L) x 139 (D) mm
- Brittony Frontal Supports:
220 (H) x 182 (L) x 86 (D) mm
- Twist cord (folded / unfolded):
700 / 2050 mm

CLIPPER II PLUGS



CLIPPER II
Chrome 1 400 W + plug
REF 8 22 1193



CLIPPER II
Black 1 400 W + plug
REF 8 22 1192



CLIPPER II
White 1 400 W + plug
REF 8 22 1191

PRODUCT PLUSES

- + Patented LighTouch® handle which switches on by simply picking it up
- + Integrated concentrator nozzle
- + Fitted with an ionizing system

CHARACTERISTICS

- Power: 1400 W
- Power supply: 230 V - 50/60 Hz
- 6 drying settings:
Air flow: 70 & 95 m³/hr
3 temperatures (including cold)
- Removable rear filter
- IP21
- Clipper II Plugs: volume area 2*
- Clipper II Supports: volume area 3
- Class II
- 2 year warranty

Dimensions:

- Clipper II Plugs:
190 (H) x 186 (L) x 80 (D) mm
- Clipper II Supports:
245 (H) x 205 (L) x 139 (D) mm
- Clipper II Frontal Supports:
220 (H) x 182 (L) x 83 (D) mm
- Twist cord (folded / unfolded):
740 / 2250 mm

CLIPPER II SUPPORTS



CLIPPER II 1 400 W
+ base support

○ White

REF 8 22 1195

● Black

REF 8 22 1201

CLIPPER II 1 400 W + support with
single voltage shaver socket

REF 8 22 1197

REF 8 22 1203

*Can be installed in volume area 2 if the cable is not locked in place by a support.

THE ON/OFF RANGE

AN ON/OFF BUTTON AND MORE CLASSIC DESIGN MEAN THERE ARE NO SURPRISES HERE. THE HAIR DRYERS IN THIS RANGE MAKE GUESTS FEEL LIKE THEY'RE HOME

REF 8 22 2107

CALISTO II



CALISTO II
Matte Black
REF 8 22 2107

PRODUCT PLUSES

- + Very long life (digital / brushless motor)
- + Power: 2000 W
- + Fitted with an ionizing system

CHARACTERISTICS

- Power supply: 230 V - 50/60 Hz
- 6 drying settings:
Air flow: 55 & 85 m³/hr
3 temperatures
- A button for the cold position
- Removable rear filter
- IP20
- Class II
- Volume area 2*
- 3 year warranty
- Dim.: 264 (L) x 266 (H) x 90 (D) mm
- Straight cord length: 2270 mm

IBIZA



IBIZA
Matte Black 1875 W + plug
REF 8 22 1367



IBIZA
Black 1875 W + plug
REF 8 22 919



IBIZA
White 1875 W + plug
REF 8 22 918

PRODUCT PLUSES

- + Power: 1875 W
- + 6 drying settings
- + Fitted with an ionizing system

CHARACTERISTICS

- Power supply: 230 V - 50/60 Hz
- 6 drying settings:
Air flow: 80 & 100 m³/hr
3 temperatures
- A button for the cold position
- AC motor
- Straight cord
- IP20
- Volume area 2*
- Class II
- 2 year warranty
- Dim.: 205 (H) x 266 (L) x 90 (D) mm
- Straight cord length: 2210 mm

*Can be installed in volume area 2 if the cable is not locked in place by a support.

ELEGANCE**NEW MODEL**

ELEGANCE
REF 8 22 2183

MADE IN FRANCE

PRODUCT PLUSES

- ⊕ Professional quality that will make guests feel like they are in a hair salon
- ⊕ Ergonomic: the grip is specially designed to reduce muscle tension
- ⊕ Fast yet gentle drying action thanks to two speeds plus a cold air function
- ⊕ Eco-friendly, economical technology that boasts the same performance level as a traditional 2000 W model but using just 1400 W
- ⊕ 100% made in France, from product design to manufacturing to packaging

CHARACTERISTICS

- Power supply:
- 220-240 V - 50-60 Hz
- 3 drying settings:
- 2 speeds + one cold setting
- 2 year warranty
- Dimensions: 210 (L) x 210 (H) x 80 (D) mm
- Extended cord length: 3 m

COLIBRI



NEW MODEL



COLIBRI
Matt black
REF 8 22 1680

COMPACT

Width:
126 mm



PICCOLO SUPPORT



PICCOLO SUPPORT
DUAL VOLTAGE
White
REF 8 22 936

COMPACT

Width:
145 mm



PRODUCT PLUSES

- + Stylish
- + Compact
- + Low energy consumption (1400 W)

CHARACTERISTICS

- 220-240 V - 50-60 Hz
- 3 drying settings (including cold)
- 2 year warranty
- Dimensions: 126 (L) x 233 (H) x 94 (D) mm
- Twist cord (folded / extended): 400 mm

PRODUCT PLUSES

- + Compact
- + Power: 1200 W

CHARACTERISTICS

- Power supply: 230 V - 115 V - 50/60 Hz
- 2 drying settings:
Air flow: 45 & 70 m³/hr
- IP20
- Piccolo Plugs: volume area 3
- Class II
- 2 year warranty

Dimensions:

- Piccolo Supports:
145 (L) x 212 (H) x 86 (D) mm
- Twist cord (folded / unfolded):
390 / 1430 mm

HAIR DRYER + UNIVERSAL SUPPORT PACK



ALTEO
+ universal support 1 875 W

○ White ● Black

REF 8 22 1627 REF 8 22 1626

CLIPPER
+ universal support 1 400 W

REF 8 22 1629 REF 8 22 1628

IBIZA
+ universal support 1 875 W

REF 8 22 1631 REF 8 22 1630

CALISTO
+ universal support 2 000 W

REF 8 22 1632



MADE IN FRANCE

PRODUCT PLUSES

- + Pre-wired for quick installation
- + Pivots 180°

CHARACTERISTICS

- Colours: Black or White
- Material: ABS
- Support dim.: 45 (H) x 100 (L) x 185 (D) mm
- ALTEO / CLIPPER / IBIZA: 2 year warranty
- CALISTO: 3 year warranty

CHROME ANTI-THEFT WALL SUPPORT



SUPPORT FOR ALTEO

● Chrome

REF 8 66 950

SUPPORT FOR BRITTONY

REF 8 66 951

SUPPORT FOR CLIPPER II

REF 8 66 951

SUPPORT FOR IBIZA

REF 8 66 950

PRODUCT PLUSES

- + 2-in-1: anti-theft solution + support Possibility of locking the power cord to the chrome wall support

CHARACTERISTICS

- Colour: Chrome
- Material: zinc and plastic alloy
- 8 66 950 / 8 66 951: Dim.: 127 (L) x 90 (W) x 55 (H) mm
- 8 66 950: Inner diameter of: 75 mm
- 8 66 951: Inner diameter of: 68 mm

HAIR DRYER BAG



HAIR DRYER BAG
Black
REF 2 50 2370

PRODUCT PLUSES

- + Compatible with all JVD hair dryers
- + Double looped drawstring closes by simply pulling on it

CHARACTERISTICS

- Colour: Black
- Exterior finish: velvet
- Dim.: 330 (H) x 270 (L) mm

THE HOSE RANGE

A MUST FOR ANY ENVIRONMENT WITH SIGNIFICANT ELECTRICAL SAFETY CONSTRAINTS (VOLUME AREA 2). THIS RANGE BOASTS THE HIGHEST SECURITY INDEXES ON THE MARKET (IP44/43) AND COMPACT DIMENSIONS SO THEY CAN FIT INTO ANY BATHROOM.

REF 8 22 1769

CARAÏBE MATTE BLACK



CARAÏBE
Base Matte Black
REF 8 22 1769

Base Matte Black
+ timer
REF 8 22 1770



CARAÏBE
Matte Black with single
voltage shaver socket
REF 8 22 1771

Matte Black with single
voltage shaver socket
+ timer
REF 8 22 1772

CARAÏBE WHITE



CARAÏBE
Base White
REF 8 22 278

Base White + timer
REF 8 22 343



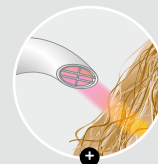
CARAÏBE
White with single
voltage shaver socket
REF 8 22 294

White with single
voltage shaver socket
+ timer
REF 8 22 344

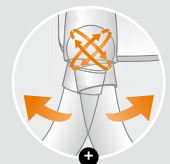
MADE IN FRANCE

PRODUCT PLUSES

- + The most compact on the market
- + The highest IP rating on the market



COMFORT
Patented
diffuser for
improved drying



PRACTICAL
Hose pivots in
every direction

CHARACTERISTICS

- Power: 1000 W
- Power supply: 230 V - 50 Hz
- Air flow: 80 m³/hr
- IP44 / IP43 (plug version)
- Installable in volume area 2 or 3 (plug version)
- Class II
- Optional 15 minute safety timer
- 3 year warranty

Dimensions:

- Main body: 140 (L) x 230 (H) x 150 (D) mm
- Length: 45 cm, extendable to 135 cm
- Outer diameter: 40 mm
- Inner diameter: 33 mm

FIESTA GOLD
REF 8 66 1511

OUR MIRRORS

Our mirrors are the result of a special alchemy melding innovation, performance and design. They invite guests to enjoy a unique experience with complete simplicity.

|
**PAGES
21 TO 27**

EVERYTHING YOU NEED TO KNOW TO CHOOSE THE RIGHT MIRROR

NO ELECTRICAL CONNECTION REQUIRED

Our Cosmos, Galaxy and Eclips mirrors run on a lithium battery and a 3 minute auto off system ensuring longevity of 3 to 5 years.

Offering complete electrical safety, they can be installed in any volume area of the bathroom.

DESIGNED AND MADE IN FRANCE

Concocted by our Design Department specifically for use in hotel bathrooms, our illuminated mirrors are made in Nantes (France).

TILTABLE TO ANY ANGLE

Thanks to their double or triple rotational axis, our mirrors offer your guests the best possible reflection.

ECO-RESPONSIBLE

Our illuminated mirrors are fitted with LED lighting to maximize their lifespan without having to change the bulbs and to reduce their energy consumption.



A WORD FROM THE DESIGNER

"Mirrors invite us to enter a new dimension. The magnifying function of a mirror allows us to enter into a universe where everything is bigger. I wanted this voyage to take us even further, so I drew inspiration from flying saucers in designing this mirror. I added a revolutionary battery operated «motor», unique on the market. I structured the whole thing around a chrome base, to which I added a ring of light like the ones around Saturn. And lastly, I added an almost magical capacitive switch."

Jean-Guy de Russé




COSMOS



REF 8 66 1132

MADE IN FRANCE

PRODUCT PLUSES

-  + LED lighting all round the mirror
-  + Magnifying reflection x5
-  + No electrical connection required

CHARACTERISTICS

- Runs on a standard (LR20 (D) / 3.6 V) lithium battery (included)
- Activated by a sensory system
- Timer: 3 minutes
- Battery life: ~3 years, depending on use
- Magnifying reflection x5
- 2 arm versions available:
 - Tubular chrome brass: 4 mobile joints
 - Flat chrome brass: 3 mobile joints
- 2 year warranty
- Dim. (flat arm): 225 (L) x 225 (H) x 100/240 (D) mm
- Dim. (tubular arm): 255 (L) x 290 (H) x 100/350 (D) mm
- Mirror diameter: 225 mm



COSMOS ILLUMINATED
Black
Tubular chrome brass arm
REF 8 66 1136

Chrome
Tubular chrome brass arm
REF 8 66 1304



COSMOS ILLUMINATED
Black
Flat chrome brass arm
REF 8 66 1132



COSMOS ILLUMINATED
Chrome
Flat chrome brass arm
REF 8 66 1305

GALAXY



MADE IN FRANCE

PRODUCT PLUSES

-  + Double LED lighting
-  + Magnifying reflection x3
-  + No electrical connection required

CHARACTERISTICS

- Runs on a standard (LR20 (D) / 3.6 V) lithium battery (included)
- Activated by a sensory system
- Timer: 3 minutes
- Battery life: ~3 years, depending on use
- Magnifying reflection x3
- 2 arm versions available:
 - Tubular chrome brass: 4 mobile joints
 - Flat chrome brass: 3 mobile joints
- 2 year warranty

Galaxy model
Dimensions:

- Dim. (flat arm): 200 (L) x 220 (H) x 90/230 (D) mm
- Dim. (tubular arm): 200 (L) x 290 (H) x 65/330 (D) mm
- Surface of mirror: 200 x 200 mm

Simple galaxy model
Dimensions:

- Flat arm: 180 (L) x 195 (H) x 90/230 (D) mm
- Tubular arm: 180 (L) x 270 (H) x 65/330 (D) mm
- Surface of mirror: 180 x 180 mm



GALAXY ILLUMINATED
 Black
 Tubular chrome brass arm
REF 8 66 768



GALAXY ILLUMINATED
 Black
 Flat chrome brass arm
REF 8 66 964



ECLIPS BASIC SQUARE
 Black
 Flat chrome brass arm
REF 8 66 966

Tubular chrome brass arm
REF 8 66 609



GALAXY DESKTOP
REF 8 66 986

ECLIPS

ECLIPS ILLUMINATED ROUND
Black
Flat chrome brass arm
REF 8 66 967

Tubular chrome brass arm
REF 8 66 655

MADE IN FRANCE

PRODUCT PLUSES

+ LED lighting



+ Magnifying reflection x3



+ No electrical connection required

CHARACTERISTICS

- Fonctionne avec une pile au lithium
Runs on a standard (LR20 (D) / 3.6 V) lithium battery (included)
- Activated by a sensory system
- Timer: 3 minutes
- Battery life: ~5 years, depending on use
- Magnifying reflection x3
- 2 arm versions available:
 - Tubular chrome brass: 4 mobile joints
 - Flat chrome brass: 3 mobile joints
- 2 year warranty
- Flat arm:
180 (L) x 195 (H) x 80/230 (D) mm
- Tubular arm:
180 (L) x 285 (H) x 65/330 (D) mm
- Mirror diameter: 180 mm

CELESTE



CELESTE ILLUMINATED ROUND
Tubular chrome brass arm
REF 8 66 1651

PRODUCT PLUSES



PRACTICAL
SmarTech® blue
touch sensor



**TWO LIGHTING
OPTIONS:**
warm or cold
white light



**MAGNIFYING
REFLECTION X3**

CHARACTERISTICS

- 220-240 V
- Mirror diameter: 200 mm
- Wall-mounted double arm
- Magnifying reflection x3
- LED lighting
- Warm or cold white light
- Manual off switch or auto off after 15 minutes
- Brass (rust resistant)
- Finish: Chrome
- Class II
- 2 year warranty
- Dim. 460 (L) x 160 (H) mm
- Mirror diameter: 235 mm

FIESTA DESKTOP



REF 8 66 1688



FIESTA
Matte Black desktop
REF 8 66 1688



FIESTA
Chrome desktop
REF 8 66 1514



FIESTA
Gold desktop
REF 8 66 1515

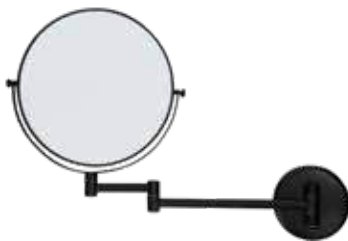
PRODUCT PLUSES

- + Double sided mirror (normal and magnification x3)
- + Choice of 3 finishes
- + Tubular chrome brass arm

CHARACTERISTICS

- Dim.: 130 (L) x 365 (H) x 200 (D) mm
- Mirror diameter: 200 mm

FIESTA WALL-MOUNTED



FIESTA
Matte Black
REF 8 66 1687



FIESTA
Chrome
REF 8 66 1510



FIESTA
Gold
REF 8 66 1511

PRODUCT PLUSES

- + Double sided mirror (normal and magnification x3)
- + Choice of 3 finishes
- + Tubular chrome brass arm

CHARACTERISTICS

- Dim.: 230 (L) x 300 (H) x 305 (D) mm
- Mirror diameter: 200 mm

OUR BATHROOM ACCESSORIES

Explore our full range of bathroom accessories. Between our toiletry trays, scales, fittings, bins and solutions for people with reduced mobility, put the finishing touches on your bathrooms with some of our many hotel accessories.



PAGES
28 TO 34

ISSS
REF 8 44 1768

ORCHESTRO BATHROOM TRAY
REF 8 66 1587

SANIBOX
REF 8 99 1307

ORCHESTRO TRAY



ORCHESTRO
White
Bathroom Tray
REF 8 66 1587



ORCHESTRO
Black
Bathroom Tray
REF 8 66 1596



ORCHESTRO
White
Second Bathroom Tray
REF 8 66 1588



ORCHESTRO
Wood
Second Bathroom Tray
REF 8 66 1589



ORCHESTRO
Black
Second Bathroom Tray
REF 8 66 1597

DESIGNED IN FRANCE

PRODUCT PLUSES

- + Adjustable
- + Easy to clean
- + Water resistant

CHARACTERISTICS

- Colours: White, Black and/or Wood

Dimensions:

- Orchestra White Bathroom Tray: 321 (L) x 155 (D) x 25 (H) mm
- Second Orchestra bathroom tray (Ref. 8 66 1588 / Ref. 8 66 1589): 150 (L) x 155 (D) x 25 (H) mm

STYLUS TRAY



STYLUS
Wood
Small Tray
REF 8 66 762

PRODUCT PLUSES

Functional

- + Easy to clean

CHARACTERISTICS

- Material: bamboo
- Warm, natural colour
- 4 protective pads
- Water resistant
- Dim.: 275 (L) x 140 (D) x 25 (H) mm / 260 g

ZEN LINE TRAY



ZEN LINE II
White
Small Tray
REF 8 66 887



ZEN LINE II
Black
Small Tray
REF 8 66 893

DESIGNED IN FRANCE

PRODUCT PLUSES

- + Burn resistant
- + Anti-stain finish

CHARACTERISTICS

- Choice of 2 colours: White or Black
- Material: melamine / wood
- Dim.: 295 (L) x 155 (D) x 10 (H) mm / 368 g

ISSISS



REF 8 44 1767



ISSISS
Black
REF 8 44 1767



ISSISS
White
REF 8 44 1768

MADE IN FRANCE

PRODUCT PLUSES

- + Ecological & economical: reusable container
- + 3 labels included (Soap, Shampoo & Lotion)
- + Anti-theft system included

CHARACTERISTICS

- Key locking system for container
- Capacity: 300 mL
- Material: ABS (100% recycled plastic for black version)
- Flow: 1 mL per pump
- Transparent container
- Frosted finish label included
- Meets HACCP requirements
- 1 year warranty
- Dim.: 75 (L) x 202 (H) x 58 (D) mm

SANIBOX DISPENSERS



○ White ● Chrome ● Matte Black
 SANIBOX Square Tissue Box REF 8 99 1307 REF 8 99 1314 REF 8 99 1312

SANIBOX Rectangular Tissue Box REF 8 99 1306 REF 8 99 1313 REF 8 99 1311

PRODUCT PLUSES

- + A complete, harmonious range
- + 3 elegant finishes: White, Chrome or Matte Black

CHARACTERISTICS

- Material: ABS
- Wall mounting possible for rectangular boxes
- Dim. (square tissue box): 135 (L) x 130 (H) x 135 (D) mm
- Dim. (rectangular tissue box): 142 (L) x 60 (H) x 260 (D) mm
- Dim. (hygienic bag dispenser): 98 (L) x 137 (H) x 26 (D) mm

Women's hygiene bags (pack of 48 refills of 25 bags each) +
 REF 8 88 1316



○ White ● Chrome ● Matte Black
 SANIBOX Hygienic Bag Dispenser REF 8 99 1308 REF 8 99 1315 REF 8 99 2151

DYNA | **ECO**DESIGN



DYNA SCALE
REF 8 66 1527



INNOVATION
Recharges by simply stepping
on the button once

PRODUCT PLUSES

- + No batteries required
- + Selection of weight display in lb or kg
- + Ultra-thin (just 25 mm)

CHARACTERISTICS

- No batteries required
- Auto power off
- LCD display
- Weight displayed in kg or lb
- 5 mm tempered glass surface
- Max load: 180 kg
- 2 year warranty
- Dim.: 300 (L) x 25 (H) x 300 (D) mm

ELAN



ELAN SCALE CLASSIC SILVER
REF 8 66 1146

PRODUCT PLUSES

- + Extra-flat design
- + Selection of weight display in lb or kg

CHARACTERISTICS

- Runs on 2 AA batteries (included)
- Activated by a sensory system
- Auto power off
- Backlit LCD display
- Max load: 180 kg
- 2 year warranty
- Dim.: 370 (L) x 18 (H) x 200 (D) mm

ROUND PEDAL BIN



PEDAL BIN 3 L
Matte Black
REF 8 99 1785



PEDAL BIN 3 L
Mirror Stainless Steel
REF 8 99 435



PEDAL BIN 3 L
White
REF 8 99 432

PEDAL BIN 5 L
Matte Black
REF 8 99 1786

PEDAL BIN 5 L
Mirror Stainless Steel
REF 8 99 436

PEDAL BIN 5 L
White
REF 8 99 433

PRODUCT PLUSES

- + Plastic inner container
- + Fire resistant design
- + Smooth material, very easy to clean

CHARACTERISTICS

- Material: metal exterior
- Plastic inner container
- Rubber protection at base
- Robust opening mechanism
- Floor grip reinforced by two rubber pads
- Colours: Matte Black, Mirror Stainless Steel (18/0) or White
- Dim. (3 L): 167 (Ø) x 270 (H) mm
- Dim. (5 L): 203 (Ø) x 284 (H) mm

TOWEL RAILS



SINGLE TOWEL RAIL
Chrome
REF 8 99 1440



DOUBLE TOWEL RAIL
Chrome
REF 8 99 1441



TOWEL RACK
Chrome
REF 8 99 1442



SINGLE TOWEL RAIL
Matte Black
REF 8 99 1776



DOUBLE TOWEL RAIL
Matte Black
REF 8 99 1777



TOWEL RACK
Matte Black
REF 8 99 1778

CHARACTERISTICS

- Material: 304 stainless steel
- Dim. (single towel rail): 647 (L) x 56 (H) x 80 (D) mm
- Dim. (double towel rail): 652 (L) x 56 (H) x 130 (D) mm
- Dim. (towel rack): 647 (L) x 125 (H) x 130 (D) mm

CHARACTERISTICS

- 304 stainless steel
- Matte Black finish

8 99 1776:

- Dim.: 60 (H) x 577 (L) x 80 (D) mm

8 99 1777:

- Dim.: 60 (L) x 577 (H) x 120 (D) mm

8 99 1778:

- Dim.: 140 (L) x 577 (H) x 232 (D) mm

SOAP HOLDERS & BARS



ANGLED SUPPORT BAR
Chrome
REF 8 99 1436



SOAP HOLDER
Chrome
REF 8 99 1445

CHARACTERISTICS

- 304 stainless steel
- Can be installed to face left or right
- Dim. (angled bar): 420 (L) x 185 (H) x 119 (D) mm
- Dim. (soap holder): 240 (L) x 30 (H) x 150 (D) mm



TOWEL RING
Matte Black
REF 8 99 1779

CHARACTERISTICS

- 304 stainless steel
- Matte Black finish
- Dim.: H. 185 x L. 180 x P. 85 mm

HOOKS

SINGLE HOOK
Chrome
REF 8 99 1438



DOUBLE HOOK
Chrome
REF 8 99 1439



HOOK
Matte Black
REF 8 99 1780



DOUBLE HOOK
Matte Black
REF 8 99 1781



CHARACTERISTICS

Single hook:

- Material: 304 stainless steel
- Dim.: 56 (Ø) x 64 (D) mm

Double hook:

- Material: brass
- Dim.: 87 (Ø) x 55 (D) mm

CHARACTERISTICS

- 304 stainless steel
- Matte Black finish
- Dim.: 50 (H) x 50 (L) x 80 (D) mm

TOILET ROLL DISPENSERS

TOILET ROLL
DISPENSER
Chrome
REF 8 99 1443



TOILET ROLL
DISPENSER WITH
RESERVE
Chrome
REF 8 99 1444



CHARACTERISTICS

Toilet roll dispenser:

- Material: 304 stainless steel
- Dim.: 180 (L) x 56 (H) x 90 (D) mm

Toilet roll dispenser with reserve:

- Material: 304 stainless steel
- Dim.: 185 (L) x 56 (H) x 112 (D) mm

TOILET ROLL DISPENSER
Matte Black
REF 8 99 1782



CHARACTERISTICS

- 304 stainless steel
- Matte Black finish
- Dim.: 125 (L) x 145 (H) x 85 (D) mm

TOILET BRUSHES

TOILET BRUSH
WALL SUPPORT
Brushed stainless steel
REF 8 99 1063



Stainless steel toilet
brush holder
REF 8 99 1135

TOILET BRUSH
SUPPORT
Brushed stainless
steel
REF 8 99 796



PRODUCT PLUSES

- ⊕ 304L stainless steel

CHARACTERISTICS

- Install on floor or mount on wall
- 8 99 1063:**
- Dim.: 92 (Ø) x 390 (H) x 122 (D) mm
- 8 99 1135:**
- Dim.: 104 (Ø) x 386 (D) mm
- 8 99 796:**
- Dim.: 104 (Ø) x 393 (H) mm

TOILET BRUSH HOLDER
WALL MOUNTED
Matt black stainless steel
REF 8 99 1783



TOILET BRUSH HOLDER
WALL MOUNTED
Matte black
REF 8 99 1136



CHARACTERISTICS

- 304 stainless steel
- Matte Black finish
- 8 99 1783**
- Dim.: 160 (L) x 365 (H) x 125 (D) mm
- 8 99 1136**
- Dim.: 92 (L) x 393 (H) x 115 (D) mm

METIS



ADJUSTABLE EQUIPMENT

AN ADJUSTABLE, FLEXIBLE CONCEPT WHICH MAKES IT EASY TO CONVERT A BATHROOM THANKS TO REMOVABLE AND INTERCHANGEABLE ELEMENTS.

Comprising removable and interchangeable elements, this range enables the evolution and conversion of bathrooms, easily and without any technical work, based on individual needs, to switch from a classic shower space to a comfortable, safe space accessible by people with reduced mobility. The adjustable, flexible aspect meets the constraints facing hotels, retirement homes and municipalities, where the bathroom can be used by anyone. The design of the proposed products also has a non-stigmatizing effect thanks to the universal aesthetics.

FIXED ACCESSORIES (YOUR CHOICE)



METIS
Straight Bar
Charcoal Grey
REF 8 99
1730
White
REF 8 99
1639



METIS
Angled Bar 46
Charcoal Grey
REF 8 99 1731
White
REF 8 99 1640



METIS
Angled Bar 84
Charcoal Grey
REF 8 99 1732
White
REF 8 99 1641



METIS
T or L Shower Bar
Charcoal Grey
REF 8 99 1733
White
REF 8 99 1642

REMOVABLE / INTERCHANGEABLE ACCESSORIES



METIS
Shelf
Charcoal Grey
REF 8 99
1735
White
REF 8 99
1644



METIS
Shower Seat
Charcoal Grey
REF 8 99 1734
White
REF 8 99 1643



METIS
Height Adjustable
Grab Bar Kit
Charcoal Grey
REF 8 99 1736
White
REF 8 99 1645

PRODUCT PLUSES

- + Interchangeable equipment as per user needs
- + Absolute space savings
- + Ergonomic and easy to install

CHARACTERISTICS

- Tolerated CE load: 150 kg
- Lab tested with a load of 225 kg

40 CM STRAIGHT BAR

- Material: aluminium
- Colour: Charcoal Grey with Matte Chrome or White bracket covers
- Dimensions: 437 (L) x 70 (H) x 67 (D) mm

ANGLED BARS

- Material: aluminium
- 135° angle
- Colour: Charcoal Grey with Matte Chrome or White bracket covers
- Dim. (46): 424 (L) x 224 (H) x 67 (D) mm
- Dim. (86): 741 (L) x 355 (H) x 67 (D) mm

T SHOWER BAR

- Adjustable: convertible between L and T shapes
- Material: aluminium
- Colour: Charcoal Grey with Matte Chrome or White bracket covers
- Dim.: 637 (L) x 1296 (H) x 67 (D) mm

SHELF

- Detachable from its wall support, the shelf can be installed in the place of the seat
- Material: polymer
- Colours: Charcoal Grey or White

SHOWER SEAT

- Materials: polymer and aluminium
- Colours: Charcoal Grey and Matte Grey or White
- Dim.: 442 (L) x 450 (H) x 500 (D) mm

HEIGHT ADJUSTABLE GRAB BAR KIT

- Assisted seating
- Materials: aluminium and synthetic resin
- Colour: Charcoal Grey with Matte Chrome or White bracket covers
- Dim.: 600 (L) x 182 (H) x 182 (D) mm



Scan me
to play the
video

OUR MINIBARS

Our minibars are fitted with next-gen smart technologies. Whether they use thermoabsorption or thermoelectric systems, our minibars are eco-friendly, reliable and completely silent.

MINIBAR TA 30 L
GLASS DOOR
REF 8 66 1352

PAGES
35 TO 38

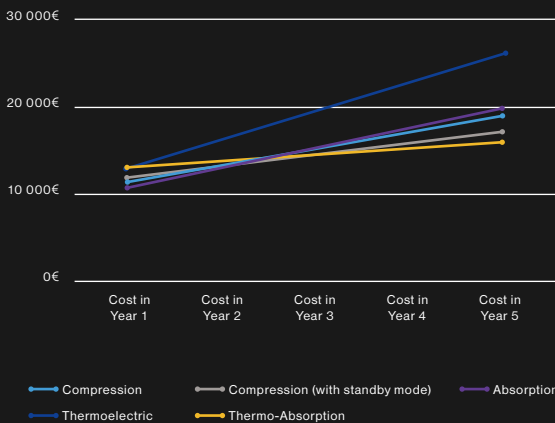
EVERYTHING YOU NEED TO KNOW TO CHOOSE THE RIGHT MINIBAR

THERMO-ABSORPTION

Next generation thermo-absorption minibars blend the Peltier effect with absorption to generate cold. They are ecological, reliable and completely silent, consuming 66% less energy and therefore quickly offsetting the slightly higher cost (in less than a year).



TOTAL COST PER 100 ROOMS



OTHER TECHNOLOGIES

THERMOELECTRIC / PELTIER

Thermoelectric minibars use the Peltier effect to generate cold. They are very reliable but relatively noisy. Their temperature is not adjustable, and they consume relatively high quantities of energy.

COMPRESSION

Compression minibars use a refrigerant to cause cooling by compression. They are effective and affordable but are often loud and tend to suffer wear and tear on the mechanical parts.

ABSORPTION

Absorption minibars generate cold by heating a mixture that contains ammonia. They are very affordable, reliable and totally silent, but they sometimes require complete ventilation at the back and may emit a strong ammonia smell in the case of a leak.

MINIBAR 40 L OR 30 L | ECODESIGN



REF 8 66 1352

PRODUCT PLUSES




SILENT 24/7



ECONOMICAL
thanks to
thermo-absorption
technology



RELIABLE
No motor, no
moving parts



SECURE
Locks with a key



ADAPTATIVE
Reversible door
hinge



ROBUST
Protective grids
to prevent blows
Glass shelves





MINIBAR TA 30 L
Solid Door
REF 8 66 1351

MINIBAR TA 40 L
Solid Door
REF 8 66 1353



MINIBAR TA 30 L
Glass Door
REF 8 66 1352

MINIBAR TA 40 L
Glass Door
REF 8 66 1354

CHARACTERISTICS

- 220-240 V / 65 W
- 50-60 Hz
- Thermo-absorption
- Energy consumption:
 40 L: Solid door: 0.44 kWh/24 hrs
 Glass door: 0.26 kWh/24 hrs
 30 L: Solid door: 0.34 kWh/24 hrs
 Glass door: 0.24 kWh/24 hrs
- Reversible door hinge
- LED lighting inside
- Auto defrost
- 2 glass shelves
- 2 year warranty

Outer dimensions:

30 L:

- Solid door: 485 (H) x 385 (L) x 440 (D) mm
- Glass door: 485 (H) x 385 (L) x 440 (D) mm

40 L:

- Solid door: 550 (H) x 403 (L) x 435 (D) mm
- Glass door: 550 (H) x 405 (L) x 435 (D) mm

OUR SAFES



FORTRESS
REF 8 66 1604

JVD safes are synonymous with peace of mind. Your guests have access to a robust, secure solution for their belongings. You have JVD solutions and service unit for the simple, easy management of your safes.

**PAGES
39 TO 42**

EVERYTHING YOU NEED TO KNOW TO CHOOSE THE RIGHT SAFE



ILLUMINATED

Our safes are designed with a backlit keypad and interior lighting to make it simple and easy to use.

SECURE

Our safes are fitted with an electronic anti-aggression mechanism & are blocked for 15 minutes after 4 failed attempts.

PRACTICAL

If your guest loses their code, our safes can be unlocked using a key or a remote control.

SMART

Thanks to the remote control, it is easy to view a history of actions (records of the dates and times when the safe was opened) and to unlock the safe.

A WORD FROM THE DESIGNER

"Fortress is a new safe created to be effective. It is the fruit of an obvious design. To reflect a spirit of tradition and to provide reassurance, a very simple general design was created: a circle in a rectangle, the very symbol of a safe. Thanks to a very refined treatment of the design, the product possesses a very modern, timeless dimension. Two other strengths make the product rather ingenious: the very discreet grip to the left of the front plate and a slightly tilted keypad to improve ergonomics when the product is installed at a low height."

Jean-Guy de Russé

ICONIC DRAWER SAFE



ICONIC
REF 8 66 664



PRODUCT PLUSES

- + Code locking
- + Can accommodate a 15" laptop computer
- + Extra-flat
- + Can be installed in a drawer

CHARACTERISTICS


- Locks with a 4 to 6 digit code
- Blocked for 15 minutes after 4 incorrect attempts
- Lock release and control device for hotel management
- Power supply: 4 LR6 (AA, 1.5V) batteries (included)
- Warning when the batteries run low
- Closes with 2 steel bolts (. 20 mm)
- Secure attachment: 2 points at the back and at the base
- 2 year warranty with lifetime support
- Inner dim.: 395 (L) x 342 (H) x 105 (D) mm (14 L)
- Outer dim.: 400 (L) x 350 (H) x 130 (D) mm

GUARDIAN



GUARDIAN
REF 8 66 665

PRODUCT PLUSES



SECURE
+ Code or card locking

- + Can accommodate a 15" laptop computer

CHARACTERISTICS

- Locks with a 4 to 6 digit code or a magnetic card
- Blocked for 15 minutes after 4 incorrect attempts
- Lock release and control device for hotel management
- Power supply: 4 LR6 (AA, 1.5V) batteries (included)
- Warning when the batteries run low
- Closes with 2 steel bolts (. 20 mm)
- 2 year warranty with lifetime support
- Inner dim.: 425 (L) x 220 (H) x 310 (D) mm (29 L)
- Outer dim.: 430 (L) x 230 (H) x 410 (D) mm

FORTRESS



FORTRESS 14"
REF 8 66 1604



FORTRESS 15"
REF 8 66 1605



+ SMART KEY
REF 8 66 1784

A simple, secure solution for unlocking a Fortress safe. The Smart Key allows the hotel to create and use a Service Code and to unlock Fortress safes when a guest forgets their code or if the battery is low.

Dim.: 42 (L) x 94 (H) x 35 (D) mm

TRUSTEE



TRUSTEE COMPACT
Black
REF 8 66 783



TRUSTEE COMPACT
White
REF 8 66 1390

ACCESSORY



REMOTE LOCK RELEASE
AND CONTROL DEVICE
REF 8 66 683

PRODUCT PLUSES

- + Cost-effective
- + Code locking
- + Can accommodate a 14" or 15" laptop computer

CHARACTERISTICS

- Locks with a 4 to 6 digit code
- Blocked for 15 minutes after 4 incorrect attempts
- Lock release and control device for hotel management
- Power supply: 4 LR6 (AA, 1.5 V) batteries
- Warning when the batteries run low
- Closes with 2 steel bolts (Ø 20 mm)
- Secure attachment: 4 points at the base and 2 at the back
- 2 year warranty with lifetime support
- Inner dim. (14" / 20 L):
350 (L) x 190 (H) x 293 (D) mm
- Outer dim. (14" / 20 L):
350 (L) x 195 (H) x 417 (D) mm
- Inner dim. (15" / 26 L):
435 (L) x 202 (H) x 305 (D) mm
- Outer dim. (15" / 26 L):
435 (L) x 205 (H) x 410 (D) mm

PRODUCT PLUSES

- + Compact
- + Also available in White

CHARACTERISTICS

- Locks with a 4 to 6 digit code
- Blocked for 15 minutes after 4 incorrect attempts
- Lock release and control device for hotel management*
- Power supply: 4 LR6 (AA, 1.5 V) batteries (included)
- Warning when the batteries run low
- Closes with 2 steel bolts (Ø 20 mm)
- Secure attachment: 2 points at the back and at the base
- 2 year warranty with lifetime support
- Compact:
Inner dim.: 350 (L) x 185 (H) x 200 (D) mm (13 L)
Outer dim.: 355 (L) x 195 (H) x 250 (D) mm

*REMOTE CONTROL

Thanks to the remote control, it is easy to view a history of actions (records of the dates and times when the safe was opened) and to unlock the safe.

Dim.: 105 (L) x 190 (H) x 37 (D) mm

OUR WELCOME TRAYS

Elegance, design and ergonomics: the three fold expectations which inspire our products. Over a cup of hot chocolate, tea or coffee, each moment becomes a time of comfort, relaxation and well-being.

MINI CORSETO
REF 8 66 1612

MODUS VIVENDI
REF 8 66 1459

ORCHESTRO TRAY BLACK
REF 8 66 1590

PAGES
43 TO 54

EVERYTHING YOU NEED TO KNOW TO CHOOSE THE RIGHT WELCOME TRAY



TRAYS

The essential accessory to showcase your welcome products and to put the final touch of design on your rooms. Our broad range of trays made of wood, leather or melamin ensure there is something to suit any environment. With the possibility of incorporating the base of one of our kettles, they combine to form a perfect whole.

KETTLES

Developed wholly in France by our Design Department in a combination of functionality, elegance and clever technology, our kettles will be able to accompany your guests' morning wake-up routines and moments of relaxation. Conceived specifically for hotels, they are also easy on your teams.

ESPRESSO MACHINES

Our machines are designed to offer a simple solution which will make delicious espresso for your guests. No need for a dedicated space: thanks to their small size, they can fit anywhere. The options offered by our espresso machines provide something for any urge, any moment and any guest.



A WORD FROM THE DESIGNER

"In recent years, we have witnessed a profound change in hotel room design. We have shifted from often stereotypical settings to places for experiences. For guests, the time spent there should be atypical, personal and sometimes even surprising. Our products' design further contributes to this new trend. Arranged in increasingly varied environments, they add their own aesthetic touches whilst either fitting in seamlessly or boldly standing out. Naturally, in addition to their decorative aspects, each object must also offer services specific to a hotel room, in a way which is efficient, robust, safe and faithful to the hotel's philosophy. They should be simple, universal and ergonomic in their use. Our products are inspired by this twofold expectation of practicality and aesthetics."

Jean-Guy de Russé

DIVINE DOUBLE WALL



REF 8 66 2152

NEW MODEL



DIVINE
REF 8 66 2152

PRODUCT PLUSES



DOUBLE WALL
+ Quieter, holds heat longer, no risk of burns



HYGIENIC
+ 100% stainless steel interior



DESIGN
+ Stainless steel metal finish

CHARACTERISTICS

- Rated power: 1400 W
- Supply voltage: 220-240 V
- Class I
- Maximum capacity: 1 L
- 100% 304 stainless steel interior
- Auto shutoff when boiling or empty
- Concealed heating element
- 360° rotation on the base
- On/off indicator
- Cord length: 60 cm
- 2 year warranty
- Dim.: 200 (Ø) x 225 (H) x 115 (D) mm

ENVOYE DOUBLE WALL



REF 8 66 1827

NEW MODEL



ENVOYE
REF 8 66 1827

PRODUCT PLUSES



HYGIENIC
+ 100% stainless steel interior



COMPACT
+ 0.6 L



DOUBLE WALL
+ Quieter, holds heat longer, no risk of burns

CHARACTERISTICS

- Rated power: 800 W
- Supply voltage: 220-240 V
- Class I
- Maximum capacity: 0.6 L
- 100% 304 stainless steel interior
- Auto shutoff when boiling or empty
- Concealed heating element
- 360° rotation on the base
- On/off indicator
- 2 year warranty
- Dim.: 158 (Ø) x 160 (H) x 92 (D) mm

DIVA DOUBLE WALL



DESIGNED IN FRANCE

PRODUCT PLUSES



DOUBLE WALL
Quieter, holds heat longer, no risk of burns



HYGIENIC
Inner wall & lid made of 100% stainless steel



SAFE
Auto shutoff by simply gripping the Switchsafe® handle



EASY TO OPEN
Opens with one hand thanks to an assisted opening lid



EASY TO CLEAN
Wide opening makes it easy to clean

CHARACTERISTICS

- Rated power: 1500 W
- Supply voltage: 220-240 V
- Class I
- Maximum capacity: 1 L
- Interior of 100 % 304 stainless steel
- Auto shutoff when boiling or empty
- 360° rotation on the base
- On/off indicator
- Cord length: 60 cm
- 2 year warranty
- Dim.: 145 (L) x 213 (H) x 210 (D) mm



DIVA 1 L
Black
REF 8 66 1341



DIVA 1 L
White
REF 8 66 1342



DIVA 1 L
Stainless Steel
REF 8 66 1343

MODUS VIVENDI



REF 8 66 1457

PRODUCT PLUSES



HYGIENIC
+ Interior of 304 stainless steel



COLOURFUL
+ Available in 3 finishes



EASY TO CLEAN
+ Wide opening and concealed heating element



WATER LEVEL INDICATOR

CHARACTERISTICS

- Rated power: 1500 W
- Supply voltage: 220-240 V
- Class I
- Maximum capacity: 1 L
- Interior of 100 % 304 Stainless Steel
- Auto shutoff when boiling or empty
- Concealed heating element
- 360° rotation on the base
- On/off indicator
- Water level indicator
- 2 year warranty
- Dim.: 200 (Ø) x 220 (H) x 145 (D) mm



MODUS VIVENDI 1 L
Black
REF 8 66 1458



MODUS VIVENDI 1 L
Blue
REF 8 66 1457



MODUS VIVENDI 1 L
Yellow
REF 8 66 1459

DUCHESSÉ STAINLESS STEEL



REF 8 66 914

DESIGNED IN FRANCE

PRODUCT PLUSES

- + 2 finishes: shiny or brushed Stainless Steel
- + Safe: JVD SwitchSafe® handle



EASY TO CLEAN
+ Thanks to its 90° opening

CHARACTERISTICS

- Rated power: 1250 W
- Supply voltage: 220-240 V
- Class I
- Maximum capacity: 0.8 L
- Auto shutoff when boiling or empty
- 360° rotation on the base
- On/off indicator
- Cord length: 70 cm
- 2 year warranty
- Dim.: 127 (Ø) x 194 (H) x 208 (D) mm



DUCHESSÉ 0,8 L
Brushed Stainless Steel
REF 8 66 914



DUCHESSÉ 0,8 L
Shiny Stainless
REF 8 66 915

DUCHESSÉ | **ECODESIGN**



DUCHESSÉ 0,6 L
White
REF 8 66 758



DUCHESSÉ 0,6 L
Black
REF 8 66 759

DUCHESSÉ 0,8 L
White
REF 8 66 1010

DUCHESSÉ 0,8 L
Black
REF 8 66 1011



TRAYS
A wide range of fitted trays



POWER OFF
Made easy by simply gripping the Switchsafe® handle



EASY TO CLEAN
Thanks to a wide opening and a hidden element

DESIGNED IN FRANCE

PRODUCT PLUSES

- + Water level indicator on 0.8 L models
- + 0.6 L model: compact and energy and water efficient

CHARACTERISTICS

- Rated power:
 - 0.6 L: 800 W
 - 0.8: 1250 W
- Supply voltage: 220-240 V
- Class I
- Maximum capacity: 0.6 L / 0.8 L
- Auto shutoff when boiling or empty
- 360° rotation on the base
- On/off indicator
- Cord length: 60 cm
- 2 year warranty
- Dim. (0.6 L): 127 (Ø) x 162 (H) x 206 (D) mm
- Dim. (0.8 L): 135 (Ø) x 187 (H) x 230 (D) mm

ZENITH



ZENITH 0,8 L
White
REF 8 66 375



ZENITH 0,8 L
Black
REF 8 66 377

DESIGNED IN FRANCE

PRODUCT PLUSES

- + Easy to clean
- + Large capacity
- + 2 colours: White or Black
- + A wide range of fitted trays


CHARACTERISTICS

- Rated power: 1100 W
- Supply voltage: 220-240 V
- Class I
- Maximum capacity: 0.8 L
- Auto shutoff when boiling or empty
- 360° rotation on the base
- On/off indicator light
- Cord length: 70 cm
- 2 year warranty
- Dim. (0.8 L): 125 (Ø) x 190 (H) x 200 (D) mm

ACCESSORIES



KETTLE DESCALER
REF 8 88 1555



UNIVERSAL ANTITHEFT
REF 8 66 1213

KETTLE DESCALER

- Kettles like new in just few seconds
- 700 g for 90 uses

ANTI-THEFT SYSTEM FOR KETTLES

- Compatible with all JVD kettles
- Power cord slides into the wall-mounted support
- Dim.: 40 (L) x 18 (W) x 19 (D) mm

MINI CORSETO



MINI CORSETO
Matte Black
REF 8 66 1612

PRODUCT PLUSES



PRACTICAL
+ Tank is easy to remove and clean



EASY
+ Just 2 buttons for intuitive use



ADJUSTABLE
+ Cup support compatible with small and large cups

- + The most compact espresso compatible machine on the market
- + The flavour of real Italian coffee (pump Made in Italy)

CHARACTERISTICS

- Rated power: 1400 W
- Supply voltage: 220-240 V
- Class I
- Removable 0.8 L tank
- Pod type: capsules
- 2 year warranty
- Dim.: 118 (L) x 230 (H) x 302 (D) mm

ORCHESTRO

DESIGNED IN FRANCE

PRODUCT PLUSES

- + Adjustable
- + Easy to clean
- + Can accommodate an espresso machine and/or a kettle

CHARACTERISTICS

- Colours: White, Black and/or Wood
- Material: melamine / wood
- Welcome trays: the capsule holder is reversible: one side with 6 slots and the other with 3

Dimensions:

- Tray
(Ref. 8 66 1581 / Ref. 8 66 1582):
321 (L) x 295 (D) x 37 (H) mm
- Second tray
(Ref. 8 66 1583 / Ref. 8 66 1584):
162 (L) x 300 (D) x 37 (H) mm
- Sachet holder
(Ref. 8 66 1585):
115 (L) x 70 (D) x 30 (H) mm
- Capsule holder
(Ref. 8 66 1586):
137 (L) x 93 (D) x 13 (H) mm



① ORCHESTRO TRAY
White
REF 8 66 1581



① ORCHESTRO PIERCED TRAY
White
REF 8 66 1582



① PORCHESTRO TRAY
Black
REF 8 66 1590



① ORCHESTRO PIERCED TRAY
Black
REF 8 66 1591



② SECOND ORCHESTRO TRAY
Wood
REF 8 66 1584



② SECOND ORCHESTRO TRAY
White
REF 8 66 1583



② SECOND ORCHESTRO TRAY
Black
REF 8 66 1592



③ ORCHESTRO CAPSULE HOLDER
White Reversible 6 or 3 capsules
REF 8 66 1586



③ ORCHESTRO CAPSULE HOLDER
Black Reversible 6 or 3 capsules
REF 8 66 1594



④ ORCHESTRO SACHET HOLDER
White
REF 8 66 1585



④ ORCHESTRO SACHET HOLDER
Black
REF 8 66 1593

CHARME



REF 8 66 1018
REF 8 66 1020



CHARME SACHET HOLDER
REF 8 66 1020

CHARME TRAY
REF 8 66 1018

PRODUCT PLUSES



ELEGANCE
+ Topstitched seam

- + A timeless design with a leather look
- + Easy to clean (water resistant)
- + Highly resistant (synthetic leather)

CHARACTERISTICS

- Materials: synthetic leather and plastic
- Colour: Black

Dimensions and weights:

- Tray: L. 400 x D. 260 x H. 32 mm
- Sachet holder: L. 160 x D. 80 x H. 60 mm
- Charme drawer tray: L. 300 x D. 200 x H. 70 mm
- Large Charme drawer tray: L. 330 x D. 400 x H. 80 mm

DRAWER TRAY **NEW MODEL**



CHARME DRAWER TRAY
REF 8 99 1713



LARGE CHARME DRAWER TRAY
REF 8 99 1712

STYLUS



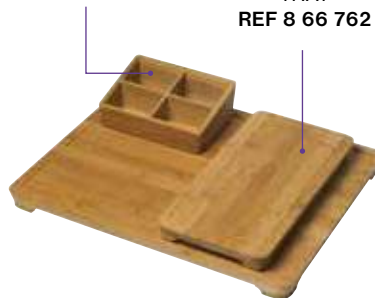
REF 8 66 761
REF 8 66 763



STYLUS TRAY
REF 8 66 761

STYLUS SACHET
STYLUS
REF 8 66 763

STYLUS SMALL
TRAY
REF 8 66 762



DESIGNED IN FRANCE

PRODUCT PLUSES

- + 3 matching products: tray, small tray and sachet holder
- + Functional
- + Easy to clean

CHARACTERISTICS

- Material: bamboo
- Warm, natural colour
- 4 protective pads on each product
- Water resistant
- Capacity: 32 sachets, 1 kettle, 2 cups

Dimensions and weights:

- Tray: 380 x 300 x 26 mm / 1003 g
- Sachet holder: 147 x 100 x 430 mm / 151 g
- Small tray: 275 x 138 x 23,4 mm / 272 g

MAJESTIC II | ECODESIGN



MAJESTIC II TRAY
REF 8 66 1165

DESIGNED IN FRANCE

PRODUCT PLUSES



PRACTICAL

- + Integrated slots for sachets

- + Eco-friendly bamboo material for forest conservation
- + Robust
- + 2 handles
- + Easy to clean

CHARACTERISTICS

- Material: FSC certified bamboo (from sustainably managed forests)
- Capacity: 18 sachets, 1 kettle, 2 cups
- 4 protective pads
- Water resistant

Dimensions and weights:

360 (L) x 20 (H) x 220 (D) mm / 1000 g

ZEN LINE II



	● Black	○ White
ZEN LINE II TRAY	REF 8 66 891	REF 8 66 885
ZEN LINE II PIERCED TRAY	REF 8 66 892	REF 8 66 886
ZEN LINE II SMALL TRAY	REF 8 66 893	REF 8 66 887
ZEN LINE II SMALL SACHET HOLDER	REF 8 66 394	REF 8 66 384

DESIGNED IN FRANCE

PRODUCT PLUSES



PRACTICAL
Possibility of incorporating the kettle's electric base under the pierced tray

- + Burn resistant
- + Anti-stain finish

CHARACTERISTICS

- Certified food safe
- Choice of 2 colours: White or Black
- Designed to accommodate any JVD kettle (except Zenith Stainless Steel)

Dimensions and weights:

- Tray: 374 (L) x 295 (D) x 24 (H) mm / 1000 g
- Small tray: 295 (L) x 155 (D) x 10 (H) mm / 368 g
- Small sachet holder: 150 (L) x 114 (D) x 49 (H) mm / 210 g

MAESTRO



	● Black	○ White
MAESTRO TRAY	REF 8 66 1162	REF 8 66 1156
MAESTRO PIERCED TRAY	REF 8 66 1163	REF 8 66 1157
MAESTRO CUP 200 ML + SAUCER	REF 8 66 1164	REF 8 66 1158

DESIGNED IN FRANCE

PRODUCT PLUSES

- + Compact, optimized dimensions
- + Integrated sachet holder
- + Burn resistant
- + Anti-stain finish
- + Possibility of incorporating a JVD kettle base

CHARACTERISTICS

- Certified food safe
- Choice of 2 colours: White or Black
- Designed to accommodate any JVD kettle (except Zenith Stainless Steel)

Dimensions and weights:

- Tray: 400 (L) x 200 (D) x 28 (H) mm / 560 g
- Pierced tray diameter: 89 mm
- Cup set (1 cup, 200 mL + 1 saucer): 123 (L) x 98 (D) x 103 (H) mm / 190 g

OUR ROOM ACCESSORIES

In JVD's hospitality universe, accessories make each room unique and transform a hotel stay into an experience in and of itself. Every day, we innovate to provide hotel guests with accessories that combine functionality, technology, safety and ergonomics.

**PAGES
56 TO 63**

BEACON
REF 8 66 1574

MODERN METAL RACK
REF 8 66 1530


DOUBLE WALL BIN
REF 8 99 546

BEACON DESK LAMP

BEACON
REF 8 66 1574

PRODUCT PLUSES

PRACTICAL
Wireless & USB
charging



LIGHT DIMMER
Adjustable lighting



**WARM OR WHITE
LIGHT**

CHARACTERISTICS

- Power supply: 110-240 V / 50-60 Hz
- 1 USB port and wireless
- Material: aluminium
- Color: black
- Adjustable lighting
- Number of settings: 15
- Lighting type: LED
- ON/OFF button
- 2 year warranty
- Dim.: 450 (H) x 120 (L) x 200 (D) mm

WAVE ALARM STATION



WAVE
REF 8 66 1691

PRODUCT PLUSES



PRACTICAL
Wireless & USB
charging



EASY TO USE
Hotel mode features

- ⊕ Created for hotels: non-repeatable alarm / rechargeable battery
- ⊕ Created for guests: wireless and USB charging / Bluetooth / dimmer

CHARACTERISTICS

- Power supply: 110-240 V / 50-60 Hz
- 1 USB port and 1 wireless charger
- Bluetooth
- FM Radio
- Adjustable lighting
- System with 2 rechargeable batteries in case of an automatic power cut
- Anti-theft system (optional)
- 2 year warranty
- Dim.: 70 (H) x 130 (L) x 90 (D) mm

MUSE ALARM STATION



REF 8 66 1610




MUSE ROUND BLUETOOTH ALARM STATION
REF 8 66 1610



+ ANTI-THEFT SYSTEM
REF 2 10 2097

PRODUCT PLUSES



PRACTICAL
+ With its 2 usb ports



INTEGRATED MOBILE PHONE CHARGING CORDS
+ Apple / Android

- + Created for hotels:
Non repeatable alarm / rechargeable battery
- + High quality of stereo sound

CHARACTERISTICS

- Power supply: 220-240 V / 24 W
- 2 USB ports and 2 quick charge cords (2.0 A)
- Bluetooth 4.0
- LCD display
- Dual 5 W stereo speakers
- System with 2 rechargeable batteries in case of an automatic power cut
- Anti-theft system (optional)
- 2 year warranty
- Dim.: 170 (H) x 170 (L) x 95 (D) mm

RACK MODERN METAL LUGGAGE



MODERN METAL RACK
Black
REF 8 66 1530



4 high-strength synthetic leather straps

PRODUCT PLUSES

- + Compact
- + Contemporary design
- + Ultra-sturdy

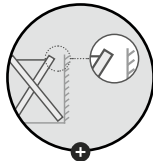
CHARACTERISTICS

- Material: epoxy steel
- Finish: glossy black
- 4 brown synthetic leather straps
- Floor protection pads
- Folded dimensions: 515 (L) x 612 (H) x 45 (D) mm
- Unfolded dimensions: 515 (L) x 465 (H) x 405 (D) mm

RACK WOODEN LUGGAGE



STRAIGHT RACK RUBBER WOOD
Black
REF 8 66 196



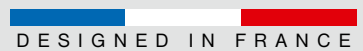
PRACTICAL
Asymmetrical to avoid contact with the wall



ULTRA-STURDY
4 high-strength straps (220 kg)



ANTI-BACTERIAL
Bacteria resistant wood



PRODUCT PLUSES

- + Extremely compact when folded (just 3.5 cm)
- + Patented model

CHARACTERISTICS

- Made of exotic water and bacteria resistant wood
- Material: black rubberwood
- 4 high-strength straps
- Payload: 220 kg
- Unfolded dim.: 632 (L) x 517.5 (H) x 558 (D) mm
- Folded dim.: 632 (L) x 754 (H) x 35 (D) mm

RACK METAL LUGGAGE



METAL RACK WITH BACK
Doré
REF 8 66 508



METAL RACK
Doré
REF 8 66 276



METAL RACK WITH BACK
Chrome
REF 8 66 506



METAL RACK
Chrome
REF 8 66 069

PRODUCT PLUSES

- + With or without back
- + Compact when folded
- + Chrome, gold or copper finish

CHARACTERISTICS

- Steel tubes: Ø 25 mm (1 mm thick)
- 4 high-strength straps + 2 tie-down straps
- Payload: 220 kg

Rack:

- Unfolded dim.: 665 (L) x 500 (H) x 400 (D) mm
- Folded dim.: 90 (L) x 630 (H) mm

Rack with back:

- Unfolded dim.: 675 (L) x 705 (H) x 520 (D) mm
- Folded dim.: 100 (L) x 860 (H) mm

BINS



DOUBLE WALL



WASTE BIN 10 L
Double Wall Satin Stainless
REF 8 99 1007



WASTE BIN 10 L
Double Wall Black
REF 8 99 546

SINGLE WALL



WASTE BIN 10 L
Single wall Black Leather Look
REF 8 99 1087



SWING TOP 8 L BIN
REF 8 99 1675

PRODUCT PLUSES



PRACTICAL
Double wall system to conceal the bag and hold it in place

+ Contemporary design

CHARACTERISTICS

- Rubber protection at the base to prevent scratching the floor
- Colour: Mirror Stainless Steel
- Dim.: 200 (Ø) x 297 (H) mm

Waste bin:

- Double wall system to conceal the bag and hold it in place
- Colours: Black, Satin Stainless Steel or Leather
- Available with double walls for the Black and Satin Stainless Steel models
- Dim.: 225 (Ø) x 270 (H) mm

BINS | WASTE SORTING

SORTING BIN WITH 2 CONTAINERS



ROUND SORTING BIN with 2 Containers
REF 8 99 1229



RECTANGULAR SORTING BIN WITH 2 CONTAINERS
REF 8 99 1261

CHARACTERISTICS

- Rubber protection at base
- Water and rust resistant inner containers
- Outer container of epoxy steel
- Inner containers of polypropylene
- Outer colour: Black
- Printed sorting guide symbols

- 8 99 1229
- Capacity: 10 L
 - Dim. : 225 (Ø) x 270 (H) mm
- 8 99 1261
- Capacity: 14 L
 - Dim. : 270 (L) x 290 (H) x 210 (D) mm

SORTING BIN



SORTING BIN BLACK with 3 Coloured Containers
REF 8 99 1086



SORTING BIN BLACK with 3 Black Containers
REF 8 99 881



SORTING BIN BRUSHED STAINLESS STEEL with 3 Black Containers
REF 8 99 1031

PRODUCT PLUSES

- ⊕ Unique design for sorting small waste
- ⊕ 6 stickers included
- ⊕ Easy to empty thanks to integrated handles

CHARACTERISTICS

- Rubber protection at the base to prevent scratching the floor
- Capacity: 3 x 3.3 L
- Outer colours: Black or Brushed Stainless Steel
- Removable containers (black or colours)
- Dim. : 245 (Ø) x 300 (H) mm

RECYCLING BIN 13 L

NEW MODEL



RECYCLING BIN BLACK 13 L
REF 8 99 1975

PRODUCT PLUSES

- ⊕ Design
- ⊕ 2 recycling compartments
- ⊕ Easy to empty

CHARACTERISTICS

- Epoxy steel outer bin
- Polypropylene interior compartments
- Outer colour: Black
- Capacity: 13 L
- Dim.: 245 (L) x 300 (H) x 245 (D) mm

RECTANGULAR BIN



RECTANGULAR BIN 6,6 L
REF 8 99 1420

CHARACTERISTICS

- Outer colour: Grey
- Scratch resistant and easy to clean
- Dim.: 235 (L) x 260 (H) x 162 (D) mm

CARDBOARD BINS | **ECODESIGN**


REF 8 99 2105



**10 CARDBOARD OFFICE
BIN KIT**
REF 8 99 2106

MADE IN FRANCE

PRODUCT PLUSES


PRACTICAL
+ Wide opening and
visualization of the
filling level



HYGIENIC
+ Little contact with
the ground


- + 100% FSC or recycled cardboard
- + Delivered flat to limit transport impact
- + Easy attachment of the garbage bag

CHARACTERISTICS

- REF. 8 99 2105 : sold by 3 pieces
- REF. 8 99 2106 : sold by 10 pieces
- Dim. (8 99 2106) - 6 L
H. 223 x L. 226 x D. 145 mm
- Dim. (8 99 2105) - 75 L
H. 815 x L. 355 x D. 375 mm

VELYSS STEAM IRON | MINI IRONING BOARD

NEW MODEL



MINI IRONING BOARD
REF 8 66 1603



VELYSS
REF 8 66 1773



+ CERAMIC SOLE



+ 330 ML WATER TANK



+ EASY TO STORE

PRODUCT PLUSES

- + Compact
- + Easy to store thanks to its integrated hook
- + Made in Europe

CHARACTERISTICS

- Tray made of expanded zinc-coated metal
- Unfolded dimensions: 800 (L) x 320 (D) x 100 (H) mm
- 2 small folding legs of zinc-coated metal
- Cotton cover with 6 mm foam lining
- Maximum resistance: 5 kg

PRODUCT PLUSES

- + 2-in-1: iron + steamer
- + Easy to use

CHARACTERISTICS

- 220-240 V - 50-60 Hz - 1500 W
- Cord length: 1.8 m
- 2 year warranty
- Weight of iron (w/o support): 550 g
- Dim. : 450 (L) x 120 (H) x 125 (D) mm

VIVO IRONING SET



REF 8 66 1124
REF 8 66 923



PREMIUM IRONING BOARD
+ BLACK COVER
REF 8 66 1124


PREMIUM IRON WALL SUPPORT
+ BOARD WALL SUPPORT
REF 8 66 1117



VIVO II IRON
2 000 W
Dark Grey
REF 8 66 923



PRODUCT PLUSES



DURABLE
Ceramic sole



PRACTICAL
Iron support to mount on the wall or attach to the board and 2.8 metre cord is easy to store thanks to the jvd smart wrap system



EASY TO STORE
With its integrated hook

SAFE
Irons shut off automatically

RESISTANT
Covers which can withstand temperatures in excess of 310°

CHARACTERISTICS

Ironing board

- Designed to optimize space
- 4 adjustable heights, 4 anti-slip pads
- Auto locks when the board is folded
- Dark grey elasticated cover with fibre padding (REF 2 50 2139)
- Frame and legs made of glossy black steel
- Board dimensions: 980 (L) x 340 (D) mm
- Folded dimensions: 340 (L) x 1230 (H) mm

VIVO II Iron

- 220-240 V - 50-60 Hz - 2000 W
- Anti-limescale and self-cleaning function
- Ceramic sole with a surface of 279.6 cm.
- Functions: steam and spray
- Temperature range: 150-220°
- 2 year warranty
- Weight: 1.1 kg
- Dim. : 111 x 300 x 150 mm

VESTA DRY IRON

NEW MODEL



VESTA
DRY IRON
REF 8 66 1534

PRODUCT PLUSES

- ⊕ Easy to use and maintain (no water)
- ⊕ Safe (automatic shutoff in vertical or horizontal position)
- ⊕ Ceramic sole

CHARACTERISTICS

- 220-240 V - 50/60 Hz - 1300 W
- Ceramic sole
- Cord length: 2 m
- 2 year warranty
- Weight of iron (w/o support): 920 g
- Dim.: 250 (L) x 130 (H) x 105 (D) mm

HANGERS



SET OF 50 NON-SLIP HANGERS
Wood
REF 8 66 2120



SET OF 50 NON-SLIP HANGERS WITH CLIPS
Wood
REF 8 66 2122

PRODUCT PLUSES

- ⊕ Non-slip trouser bar
- ⊕ Notches for dresses, skirts and blouses
- ⊕ Superior quality wood

CHARACTERISTICS

- Material: wood with a natural matte finish
- Classic hook
- Set of 50 hangers
- Dim.: 450 (L) x 240 (H) x 20 (D) mm

THE COMMON AREAS

JVD offers a broad selection of equipment for common areas, lines and colours to adapt to your environment and make it unique. Thanks to our mastery of product design to production, JVD is the only manufacturer able to offer matching sets ranging from hand dryers to toilet roll dispensers by way of soap dispensers.

STATION YALISS
REF 8 44 1765T01

|
PAGES
67 TO 72

HAND SANITIZING STATION | SMART OPTION))

Available with HygiaConnect®



REF 8 44 1765TO1



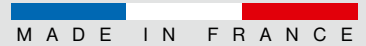
YALISS HAND SANITIZING STATION
MATTE BLACK 1 000 ML
REF 8 44 1765TO1

WHITE 1 000 ML
REF 8 44 1448TO1



+
SWIVEL CASTOR KIT
REF 5 30 2764

PRACTICAL
 kit with 4 casters + screws to be fixed on the hand sanitizing station. compatible with all our station models.



MADE IN FRANCE

PRODUCT PLUSES

- +** Hygienic (Automatic hand detection and integrated drop collector)
- +** Anti-vandalism (Very high stability - 6 kg steel base)
- +** High visibility (Integrated display area - A5 format, poster not included)
- +** No electrical installation (The hand sanitizing station runs on batteries)
- +** Screws included

CHARACTERISTICS

- Removable container for easier cleaning
- Large opening for level indicator
- Flow: 1 mL per dose (gel)
- Material: ABS
- Yaliss Power supply: 4 LR14 (1.5V) batteries (not included)
- Optional external power charger (REF. 2 20 2798)
- Meets HACCP requirements
- Dim. (Yaliss) : L.157 x H.295 x D.106 mm
- Dim. (Station) : L.358 x H.1609 x D.358 mm (12.8 kg)

DISCOVER THE STATION

IN VIDEO

BY SCANNING THIS QR CODE



NEPTUNE



REF 8 22 1762



NEPTUNE
Matte Black
REF 8 22 1762



NEPTUNE
White
REF 8 22 1405



NEPTUNE
Blue
REF 8 22 1406



NEPTUNE
Red
REF 8 22 1407



+
OPTIONAL
NEPTUNE MIRROR
REF 8 99 1804

MADE IN FRANCE

PRODUCT PLUSES



ADJUSTABLE HEIGHT
+ Optimized to adapt to young and old alike



ERGONOMIC
+ Thanks to its lighting and its ability to spin 180°!



EASY TO CLEAN
+ No clogging of the rails, because all surfaces are accessible

- + Quiet (70 dB)
- + Longevity (induction motor)
- + Corrosion resistant in chlorinated atmospheres
- + On/off button to simplify maintenance

CHARACTERISTICS

- Usage: intensive (induction motor)
- Noise level: 70 dB
- Anti-vandalism: IK10 ABS cover
- Rated power: 2000 W
- Power supply: 220-240 V - 50 Hz
- Class II - IP23
- 3 year warranty
- Dim. (support): 138 (L) x 1153 (H) x 148 (D) mm
- Dim. (hair dryer): 150 (L) x 348 (H) x 384 (D) mm
- Dim. (mirror): 30 (L) x 45 (H) x 2 (D) mm



Scan me
to play the
video

WALL-MOUNTED ASHTRAYS



WALL-MOUNTED ASHTRAYS
1,5 L
REF 8 99 501



WALL-MOUNTED ASHTRAYS
3 L + collecteur 14 L
intégré
REF 8 99 1170



WALL-MOUNTED ASHTRAYS
Slim 3 L
REF 8 99 1452



TUBULAR ASHTRAY
Stainless Steel 1.8 L
REF 8 99 1839



ANTI-VANDALISM
Key locking system



READY TO INSTALL
Mounting kit included



PRACTICAL
Easy to empty

PRODUCT PLUSES

- + Designed for outdoor use
- + Protected against the rain
- + Fast and easy to empty

CHARACTERISTICS

- Key locking system
- Mounting kit included

Capacities and dimensions:

8 99 501:

- 1.5 L (150 butts with a 0.5 L container)
- 150 (L) x 255 (H) x 60 (D) mm

8 99 1170:

- 3 L (900 butts) + collector: 14 L
- 300 (L) x 670 (H) x 140 (D) mm

8 99 1452:

- 3 L (900 butts)
- 100 (L) x 500 (H) x 64 (D) mm

8 99 1839:

- Stainless steel
- 110 (Ø) x 500 (H) mm

STANDING ASHTRAY



ASHTRAY 2 L AND
CONTAINER 8 L
REF 8 99 615



TUBULARSTANDING
ASHTRAY 3 L
REF 8 99 616

PRODUCT PLUSES

- + Designed for outdoor use
- + Protected against bad weather
- + Fast and easy to empty

CHARACTERISTICS

- Material: galvanized steel (rust and corrosion resistant)
- UV-treated coating
- Inner container of zinc to make it easier to put out butts
- Stubby area made of stainless steel
- Possibility of fixing to the ground
- Key locking system
- Ground fixing kit included

Capacities and dimensions:

8 99 615:

- Ashtray 2 L (600 butts) + container 8 L
- 400 (L) x 1040 (H) x 260 (D) mm

8 99 616:

- Ashtray 3 L (900 butts)
- 300 (Ø) x 1080 (H) mm

PUSH BIN



PUSH BIN 40 L
Mirror Stainless Steel
REF 8 99 539



PUSH BIN 40 L
Black
REF 8 99 538

40 LITRES

PRODUCT PLUSES



PRACTICAL
Galvanized inner container with handle (included)

- + Opens and automatically closes with a reinforced push door of polished stainless steel
- + Rubber ring at the base to protect against scratching the floor and detergents

CHARACTERISTICS

- Suitable for use indoors and in protected outdoor locations
- Inner container of galvanized metal fitted with a handle
- Capacity: 40 L
- Colour: Black or Mirror Stainless Steel
- Dim. : 345 (Ø) x 785 (H) mm

BIN | WASTE SORTING



SORTING BIN
Black Epoxy 40 L
REF 8 99 1080
Brushed Stainless Steel 40 L
REF 8 99 1005



SORTING BIN
Brushed Stainless Steel 60 L
REF 8 99 1081
Black 60 L
REF 8 99 1004

40 LITRES AND 60 LITRES

PRODUCT PLUSES

- + Compact sorting solution (offices and bedrooms)
- + 3 removable compartments of galvanized steel
- + Easy to empty
- + Stickers included

CHARACTERISTICS

- Material: painted metal or stainless steel
- Colours: Black Epoxy or Brushed Stainless Steel
- Dim. 40 L: 335 (Ø) x 470 (H) mm
- 2 compartments of 10 L each + 1 of 20 L
- Dim. 60 L: 355 (Ø) x 670 (H) mm
- 2 compartments of 15 L each + 1 of 30 L

OUR COLLECTIONS

JVD offers a broad selection of equipment, lines and colours to adapt to your environment and make it unique. Thanks to our mastery of product design to production, **JVD is the only manufacturer able to offer matching sets** ranging from hand dryers to toilet roll dispensers by way of soap dispensers.

YALISS STAINLESS STEEL COLLECTION

Our Stainless Steel range offers the ideal balance between design and sturdiness. Its look fits into even the highest-end locations. **Its vandal resistance, antibacterial treatment and anti-fingerprint treatment** make it the solution of choice for the most demanding settings.

Lastly, its antioxidant treatment, applied to real Stainless Steel, endows it with tremendous resistance to corrosion and an extraordinarily long life.

PRODUCT PLUSES

- + Premium design
- + 100% antibacterial
- + Corrosion resistant, anti-vandal 304 Stainless Steel



KIDS COLLECTION

The purpose of our Kids range is to help children to learn the basics of hygiene from a very young age. By making the experience of washing and drying their hands more enjoyable, JVD provides a comprehensive solution, suitable for environments visited by children. Thanks to our powerful yet quiet hand dryers, JVD also helps to keep washrooms clean, with no wet paper roll on the floor and no clogged pipes. By limiting their use of paper products, kids can also participate in the creation of a greener, more sustainable future by reducing the carbon footprint associated with using paper.



YALISS COLLECTION

The more pronounced character of the Yaliss collection seeks to give your washrooms a new image between gentleness and liveliness. The products provide new responses to broader requirements: larger capacities, universal or removable cores and improved hygiene, whilst retaining all the qualities of the Cleanline collection (ease of use, personalization, etc.). To date, this is the most complete collection for fitting out your washrooms.

BLACK COLLECTION

Black has the virtue of endowing an object with a more qualitative value. Whatever the ambiance of the place, Black products can fit in easily (and can be either discreet or highly visible). The matte aspect amplifies the qualitative side of the product and makes the solution less dirty and more scratch resistant. Ever in pursuit of solutions which can minimize our environmental impact, the Black color has given us the opportunity to use recycled plastic.





“PRODUCTS THAT CARE”

For more than 35 years, JVD has been committed to offering protection and care. Care for you, your health and your comfort. But also protection for your environment. We create and manufacture products that make sense, for both you and our planet.



PRODUCTS FOR EVERYONE, EVERYWHERE AND FOR A LONG TIME

All our products are developed and tested by our teams to ensure user comfort and well-being, anytime, anywhere. The kind of objects people handle every day without really thinking about them, from the now iconic hand dryers to soap dispensers.

At each hotel, restaurant, café, airport and office, JVD's collective hygiene and wellness equipment is there for all the moments that make up our daily lives. Many of our products are certified sustainable, made in France (in Rezé) and respectful of our planet, to preserve it for the generations to come.

ALL THE QUALITY OF FRENCH-MADE PRODUCTS

Based in Nantes, in the west of France, **JVD is the leading designer and manufacturer of hygiene and hotel equipment and solutions.** Backed by our unique know-how, our company has now expanded into more than 100 countries around the world.

But in spite of our international reach, JVD is still a local business. **Most of our products are manufactured from end to end at our site near Nantes,** in direct collaboration with our Engineering Department. Our in-house R&D team continuously develops new solutions to put innovation to work for the well-being of all their users.



COMMITTED TO YOU AND THE PLANET

JVD is dedicated to the idea of transmission, and our teams make it a point of honour to work hard each day towards an ecological transition which looks out for everyone's well-being.

Which is why, in an era where planned obsolescence has become the norm, we are committed to designing sustainable products for our clients. We also prioritize partners located as close as possible to our production unit so as to reduce the environmental impact of our transport.

We believe in the role we have to play in our shared future. So, it is only natural that we see eco-responsibility as one of the key pillars of our strategy today.

SOME OF OUR CLIENTS AROUND THE WORLD



Fairmont,
Monte-Carlo




Mondrian Shoreditch London,
Londres



The David Kempinski,
Tel Aviv



Sofitel City Center,
Singapore



Guanahani Hotel,
St. Barth



Régina Biarritz Hôtel & Spa -
MGallery, Biarritz



Because we respect the environment, JVD prints this catalogue using plantbased inks on eco-friendly paper from sustainably managed forests. JVD invites our partners and clients to send us your email address so we can transmit this information to you directly in electronic form.

Non-binding document. JVD reserves the right to modify our products' characteristics without notice. French business registration no.: RCS 330 927 476.

Production: NOUVELLE VAGUE - Printing: Maqprint - Photos: Garnier Studios, Getty Images





JVD FRANCE

3, rue des Brèches
44 406 REZÉ CEDEX France

France Sales Department
Tel. +33 (0)2 40 75 98 20
jvdfrance@jvd.fr

Export Sales Department
Tel. + 33 (0)2 40 75 99 76/77
jvdexport@jvd.fr

Customer Service
Tel. + 33 (0)2 40 75 96 30
sav@jvd.fr

JVD ASIA

56 Loyang Way #06-04 -
Loyang Enterprise Building -
SINGAPORE 508775
Tel. + 65 6214 8550
jvd.com.sg

JVD ESPAÑA

c/juan de herrera, 14 Elche parque
industrial 03203 ELCHE Alicante
España
Tel. + 34 965 677 777
jvd.es

JVD AMERICAS

Conjunto quadrum Acceso No.3
No.16A Int.15A, Qro. Parque Industrial
Benito Juárez.
C.P. 76120 Santiago de Querétaro
México
Tel: + 52(442) 161 2595
jvd.mx